



Oswego Police Department

New Police Headquarters



Blueprints for the Week

January 26, 2018

Editor – Deputy Chief Jim Jensen

Volume 3, Issue 3

Photos of the Week


Photo taken from the Northeast side of the employee parking lot.



The View!



Photo taken from the roof of the second floor over-looking the main entrance and guest parking lot.



Jan. 23, 2018

Video Clip of the Week

This week's video is another time-lapse, containing 12 hours of footage, condensed into a 2 minute clip. Mother Nature doesn't slow down progress!

Click on the link below to view:

<https://youtu.be/c4lsGRkfWC4>

Comments or questions about this publication can be directed to Deputy Chief Jim Jensen.


Oswego Police Department
3525 Route 34
Oswego, Illinois 60543
Phone: 630-551-7300
Fax: 630-554-9379

Roof

The second floor roof is complete ... finally! Crews braved the cold, wind, rain and snow to finish it up. This was the largest section of the roof.

They have now moved on to the first floor roof, above the locker rooms, exercise center and roll call room.

This roofing project has not been easy. A big shout out goes to Sterling Roofing!!



2nd Floor



Locker Room



Tower - BEFORE




Tower - AFTER

Interior Walls

The second floor is starting to take shape with the installation of the metal wall studs. Crews will continue building walls, with electrical wall boxes installed closely behind. Then ... the DRYWALL!! 😊



Investigative Offices



Administration Hallway
facing West

Next Week

- ❖ Roofing – Finish 1st floor North side, then the training wing, weather permitting.
- ❖ Wall Construction – 2nd floor interior wall construction will continue.
- ❖ Electrical – Hanging wall electrical boxes (reviewed by OPD & furniture vendors).
- ❖ Mechanical – Installing piping and duct work upstairs, then downstairs.